



LEGA CALCIO

IN FIGURES



Figc - Lega Nazionale Professionisti
via Rosellini, 4 - 20124 Milano Tel. +39.02.699101 Fax +39.02.69010091
www.lega-calcio.it e-mail lnpsegreteria@lega-calcio.it

THE HONOURS



Serie A Championship



25 Juventus
16 Milan
13 Internazionale
9 Genoa
7 Bologna
7 Pro Vercelli
7 Torino
3 Roma

2 Fiorentina
2 Lazio
2 Napoli
1 Cagliari
1 Casale
1 Hellas Verona
1 Novese
1 Sampdoria



Italian Cup



9 Juventus
7 Roma
6 Fiorentina
5 Torino
4 Milan
4 Sampdoria
3 Internazionale
3 Lazio

3 Napoli
2 Bologna
2 Parma
1 Atalanta
1 Genoa
1 Vado
1 Venezia
1 Vicenza



League Supercup

4 Milan	1 Fiorentina	1 Parma
2 Juventus	1 Internazionale	1 Roma
2 Lazio	1 Napoli	1 Sampdoria

RECORDS AND OTHER STATISTICS



Team Statistics

Most points scored in the League Season :	75 Roma	Most goals scored :	68 Roma
Most points scored in home matches :	41 Lazio, Roma	Least goals against :	27 Juventus
Most points scored in away matches :	35 Juventus	Best goal rate :	2,26 Juventus
Most wins :	22 Roma	Best goal difference :	35 Roma
Least defeats :	3 Roma, 3 Juventus	No defeats at home :	1 Roma
		Least red cards :	1 Atalanta

Player statistics

Best Scorer :	Crespo (26)	Most assists in a season :	Zidane (90)
Most penalties scored in a season :	Andersson, Materazzi (7)	Most interceptions :	Laursen (1.008)
Most minutes played :	Pagliuca (3.289)	Most saves :	Buffon (150)



Team Statistics

Most points scored in the League Season :	73 Torino	Most goals scored :	62 Venezia
Most points scored in home matches :	45 Piacenza	Least goals against :	26 Piacenza
Most points scored in away matches :	32 Torino	Best goal rate :	1,85 Piacenza
Most wins :	22 Torino	Best goal difference :	22 Piacenza, Sampdoria
Least defeats :	6 Chievo, 6 Sampdoria	No defeats at home :	1 Venezia
		Least red cards :	4 Venezia

Player statistics

Best Scorer :	Caccia (23)	Most assists in a season :	Stroppa (74)
Most penalties scored in a season :	Caccia (7)	Most interceptions :	Conte (1.026)
Most minutes played :	Sereni (3.652)	Most saves :	Lorieri (134)

The best of Serie A (since 1929/30 Season)



Best goal scorer in whole football career :	Piola (274)	Wins in a row :	Juventus 1931/32 (10)
Best goal scorer in one tournament :	Angelillo (33, 1958/59)		Milan 1950/51 (10)
Most tournaments played :	Inter, Juventus (70)		Bologna 1963/64 (10)
Most points scored in the table :	Roma 2000/01 (75)** Inter 1988/89 (58)*	Wins in a row at the beginning of the Season :	Juventus 30/31 and 85/86 (8)
Most points scored during the first half :	Juventus 1949/50 (34)* Roma 2000/01 (39)**	Biggest gap between the winner and the runner up :	Torino 1947/48 (16)
Most points scored during the second half :	Torino 1946/47 (34)* Milan 1998/99 (40)** Juventus 2000/01 (40)**	Most goals scored :	Torino 1947/48 (125)
Most wins :	Inter 1988/89 (26)	Least goals against :	Cagliari 1969/70 (11)
Least defeats :	Perugia 1978/79 (0) Milan 1991/92 (0)	Best penalties kicker :	Baggio (60 penalties scored)
		Total appearances :	Zoff (570 matches)
		Coaches with most appearances :	Rocco e Mazzone (24 Seasons)
		Referee with most matches :	Lo Bello (328 matches)

* 2 points each win; ** 3 points each win

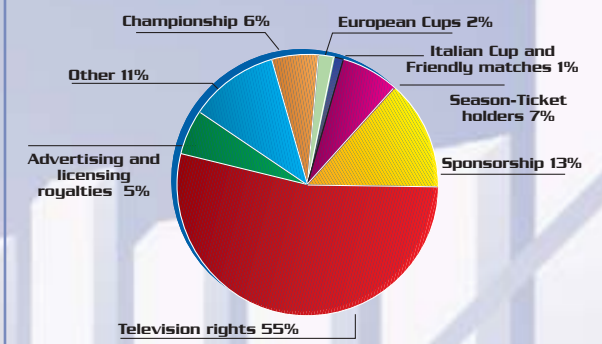
ITALIAN FOOTBALL IN FIGURES

- More than 42 million people in Italy are interested in football and almost 30 million support a team (Source: Nielsen)
- More than 9 million people usually attend matches (Source: Abacus)
- Almost 20 million people read football sections in the newspapers (Source: Abacus)
- 5,7 million people read the three daily sportive newspapers everyday (Source: Audipress)
- More than 25 million follow football through Tv and radio (Source: Abacus)
- Almost 2,6 million people (15,2% of Italian population) watch more than 340 hours of televised football matches (Source: Auditel 2000/2001)
- The 25 TV programmes with the highest all-time ratings are all football matches (Source: Auditel)
- More than 4 million people play football on a regular basis (Source: Fifa 2000)
- 1.533.528 athletes are registered with the Italian Football Federation or are involved in Championships and connected activities, from professional to football at school (Source: FIGC 2001)
- 26.721 clubs are affiliated to FIGC, from Serie A to amateur activities (Source: FIGC 2001)
- 22.418 referees are actually active (Source: FIGC 2001)
- 50.194 coaches are registered with the National Association Technical Department (Source: FIGC 2001)
- 21.539 coaches are registered with clubs (Source: FIGC 2001)
- In 2000/2001 Season the total turnover produced by Italian football was 6 billion Euro:
 - 1.350 million Euro is the total turnover of Serie A and Serie B clubs
 - 1.125 million Euro is the total turnover of Serie C1, C2 and amateur clubs
 - 540 million Euro is the total turnover of betting and pools, net of wins paid out
 - 3.000 million Euro is the total turnover generated by the derived activities (travel, sporting goods, merchandising, etc.)
- 666 million Euro is the total TV income of Serie A and B clubs during the 2000/01 Season
- 222 million Euro is the gross income from gate receipts for Serie A and B matches during the 2000/01 Season
- 235 million Euro is the total income from sponsors, advertising, licensing and merchandising for the Serie A and B clubs during the 2000/01 Season
- 53% of Italian companies investing in sport choose football to communicate to markets (Source: Forces)

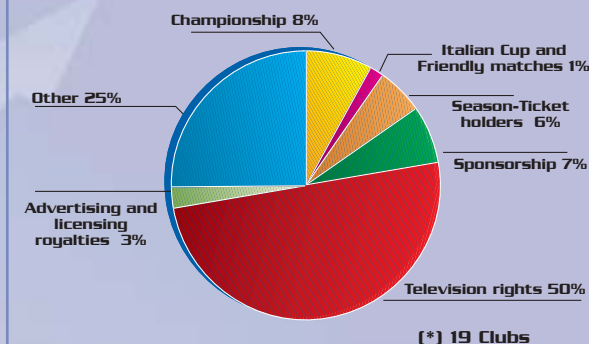
FOOTBALL YESTERDAY AND TODAY

1990	(Inflation rate 43%)	2000
1.068.000	Registered Players	1.437.840
374	Registered Players in Serie A	592
12,8%	Ratio of non national players in Serie A	36%
47	Total official matches played by the Serie A winner club	57
14	Matches played by the National Team	14
840	Total Turnover of professional clubs (bln lire)	2.700
28	Average turnover of a Serie A team (bln lire)	114
60	Value of Serie A and Serie B and Italian Cup TV rights (bln lire)	980
5	TV revenues for the Champions League winner club (bln lire)	56
199	Gate receipts in Serie A (bln lire)	304
27.160	Average attendance at a Serie A match	29.732
24.000	Average expenditure at a Serie A match (lire)	33.470
25	Total sponsorship and advertising revenues in Serie A and Serie B (bln lire)	370
20	Highest transfer fee paid (bln lire)	110
3.019	Gross income from betting and pools (bln lire)	2.929
0	Matches broadcasted live during the Serie A Season	306
0	Channels broadcasting Serie A and Serie B football matches on Pay-TV and PPV	2

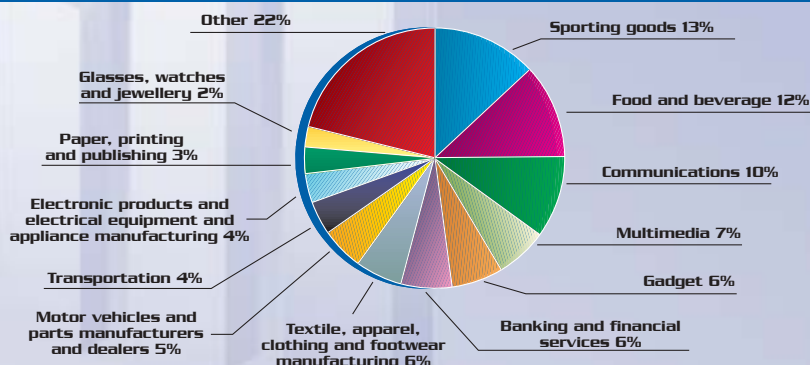
Serie A turnover in 2000/01 season: 1.151 million Euro



Serie B turnover in 2000/01 season: 191 million Euro (*)



Sponsorship: 850 commercial deals signed by Italian Serie A and Serie B clubs in 2000/01 season



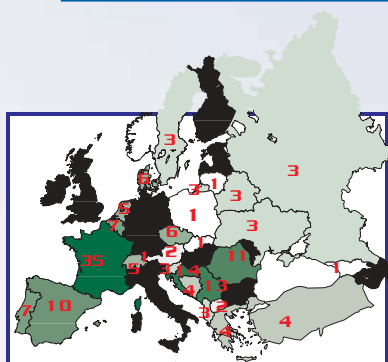
PLAYERS 2001-2002 Season

REGISTERED PLAYERS	SERIE A	SERIE B	TOTAL
Italian Professionals	448	475	923
Non national Professionals	239	116	355
Total Professional	687	591	1278
Italian Under 19	1412	1614	3026
Non national Under 19	30	21	51
Total Under 19	1442	1635	3077
Total	2129	2226	4355

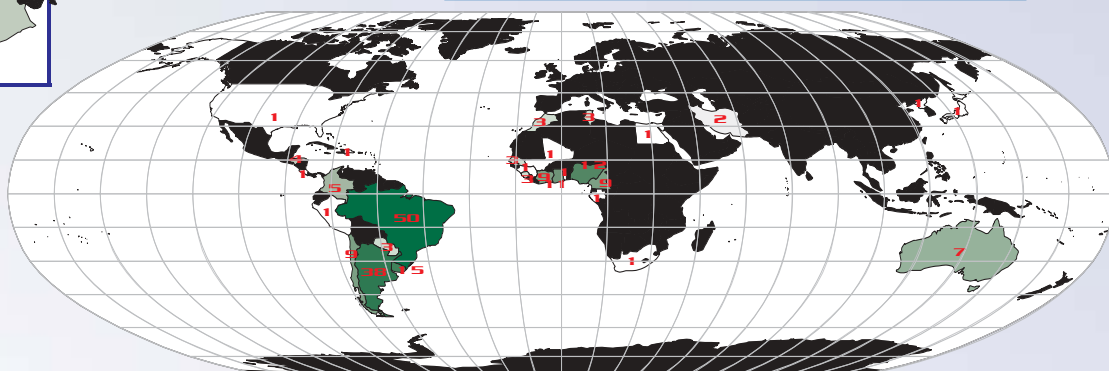
AGE	SERIE A	SERIE B	TOTAL
From 17 to 20 years old	211	87	298
From 21 to 24 years old	128	149	277
From 25 to 28 years old	167	156	323
From 29 to 32 years old	127	128	255
From 33 to 40 years old	54	71	125
	687	591	1278

Wages of Serie A and Serie B players	Percentage of registered players in Serie A	Percentage of registered players in Serie B
Less than 104.000 Euro per year	34,5%	33,8%
From 104.000 to 258.000 Euro per year	7,7%	32,0%
From 259.000 to 516.000 Euro per year	12,0%	21,2%
From 517.000 to 1.033.000 Euro per year	16,2%	11,7%
More than 1.033.000 Euro per year	29,6%	1,3%

	Serie A	Serie B
Annual average gross salary (thousands of Euro)	1.116	249






356 non national professional players registered with Serie A and Serie B clubs



THE ATTENDANCE

2000/2001 Season

Attendance		Average
8.911.837		29.124
2.638.131		6.942
551.547		5.868
Total		15.515

Serie A TIM club with the highest attendance for the whole season:

Roma 760.291

Serie B TIM club with the highest attendance for the whole season:

Torino 323.525

Week with the highest total attendance in Serie A TIM:

17th 307.728

Week with the highest total attendance in Serie B TIM:

10th 87.008

Match of Serie A TIM with the highest attendance:

Milan - Juventus 82.173

Match of Serie B TIM with the highest attendance:

Genoa - Sampdoria 35.887

Match of Italian Cup with the highest attendance:

Fiorentina - Parma 37.664

Serie A Tim club with the highest number of season ticket holders:

Roma 47.723

Serie B Tim club with the highest number of season ticket holders:

Genoa 11.841

Club with the highest average attendance as percentage of capacity:

Reggina 85%

THE STADIUMS

City	Stadium	Team/s	Capacity	Year of construction
Bari	San Nicola	Bari	58.270	1990
Bergamo	Atleti Azzurri d'Italia	Atalanta	26.542	1928
Bologna	R. Dall'Ara	Bologna	39.387	1927
Brescia	M. Rigamonti	Brescia	27.547	1959
Cagliari	Sant'Elia	Cagliari	39.905	1971
Ancona	Del Conero	Ancona	23.923	1992
Cosenza	San Vito	Cosenza	21.702	1962
Empoli	C. Castellani	Empoli	19.847	1965
Crotone	E. Scida	Crotone	9.797	1935
Firenze	A. Franchi	Fiorentina	47.284	1931
Genova	L. Ferraris	Genoa / Sampdoria	40.012	1990
Lecce	Via del Mare	Lecce	36.285	1985
Milano	G. Meazza	Inter / Milan	85.700	1927
Siena	A. Franchi	Siena	10.925	1938
Napoli	San Paolo	Napoli	78.600	1959
Parma	E. Tardini	Parma	29.149	1921
Perugia	R. Curi	Perugia	26.524	1974
Como	Sinigaglia	Como	10.227	1927
Piacenza	Garilli	Piacenza	21.608	1969
Pistoia	Comunale	Pistoiese	12.028	1928
Messina	G. Celeste	Messina	11.900	1931
Reggio Calabria	O. Granillo	Reggina	27.763	1925
Roma	Olimpico	Lazio / Roma	81.811	1952
Salerno	Arechi	Salernitana	37.700	1988
Terni	Liberati	Ternana	20.095	1973
Torino	Delle Alpi	Juventus / Torino	69.041	1990
Modena	A. Braglia	Modena	14.829	1936
Palermo	La Favorita	Palermo	37.409	1990
Udine	Friuli	Udinese	41.652	1975
Padova	Euganeo	Cittadella	27.912	1993
Venezia	P.L. Penzo	Venezia	15.000	1920
Verona	Bentegodi	Chievo / Hellas Verona	42.160	1964
Vicenza	R. Menti	Vicenza	20.920	1937

FOOTBALL ON TV 2000/2001 Season



3 Italian Cup matches



19 Italian Cup matches



4 Italian Cup matches



1 League Supercup match



36 Serie A matches

40 Serie B matches

9 Italian Cup matches



144 Serie A matches

128 Serie B matches



189 Serie A matches

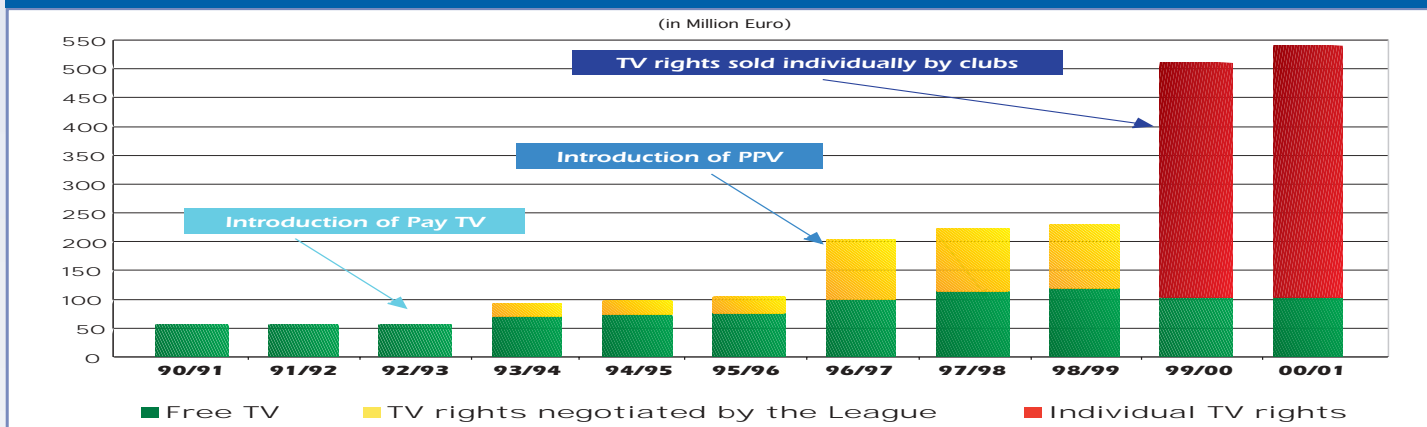
266 Serie B matches



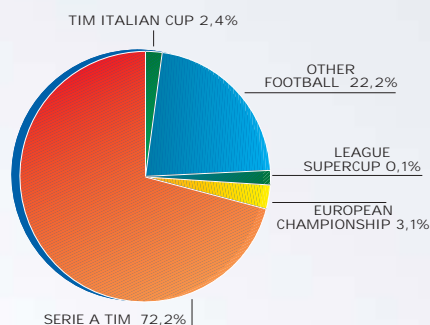
The matches of national competitions with the highest ratings (only free tv)

Date	Channel	Competition	Round	Match	Audience	Share
8-09-2000	Can5	LEAGUE SUPERCUP		LAZIO-INTER	7.200.913	31,49%
13-06-2001	Rai2	ITALIAN CUP	Final (second leg)	FIorentina-PARMA	6.649.775	27,50%
29-11-2000	Rai1	ITALIAN CUP	Quarter finals (first leg)	PARMA-INTER	6.193.536	22,25%
7-02-2001	Rai2	ITALIAN CUP	Semi finals (second leg)	FIorentina-MILAN	6.045.701	22,03%
25-01-2001	Rai2	ITALIAN CUP	Semi finals (first leg)	MILAN-FIorentina	5.581.608	19,94%
28-11-2000	Rai2	ITALIAN CUP	Quarter finals (first leg)	MILAN-ATALANTA	5.163.614	17,89%
23-09-2000	Rai1	ITALIAN CUP	Second round (second leg)	JUVENTUS-BRESCIA	5.125.270	23,75%
18-09-2000	Rai2	ITALIAN CUP	Second round (first leg)	INTER-LECCE	4.643.657	18,07%
13-12-2000	Rai2	ITALIAN CUP	Quarter finals (second leg)	ATALANTA-MILAN	4.604.481	17,15%
24-05-2001	Rai2	ITALIAN CUP	Final (first leg)	PARMA-FIorentina	4.513.834	17,20%
12-12-2000	Rai2	ITALIAN CUP	Quarter finals (second leg)	UDINESE-LAZIO	4.211.289	15,37%
22-09-2000	Rai2	ITALIAN CUP	Second round (second leg)	ATALANTA-ROMA	4.036.672	16,21%

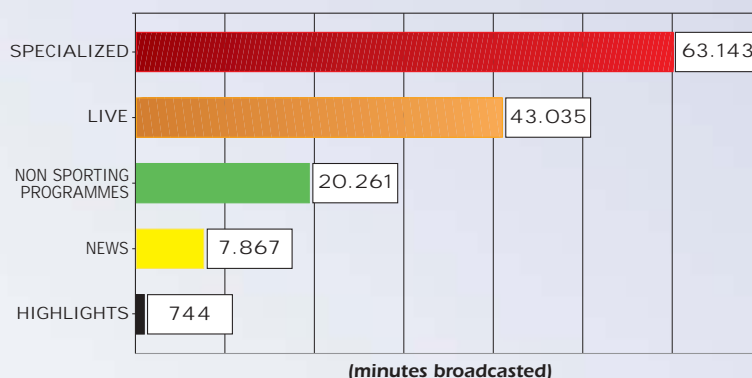
TV revenues for national competitions in the last ten years



3.115 hours and 28 minutes of football broadcasted both on free TV and pay tv



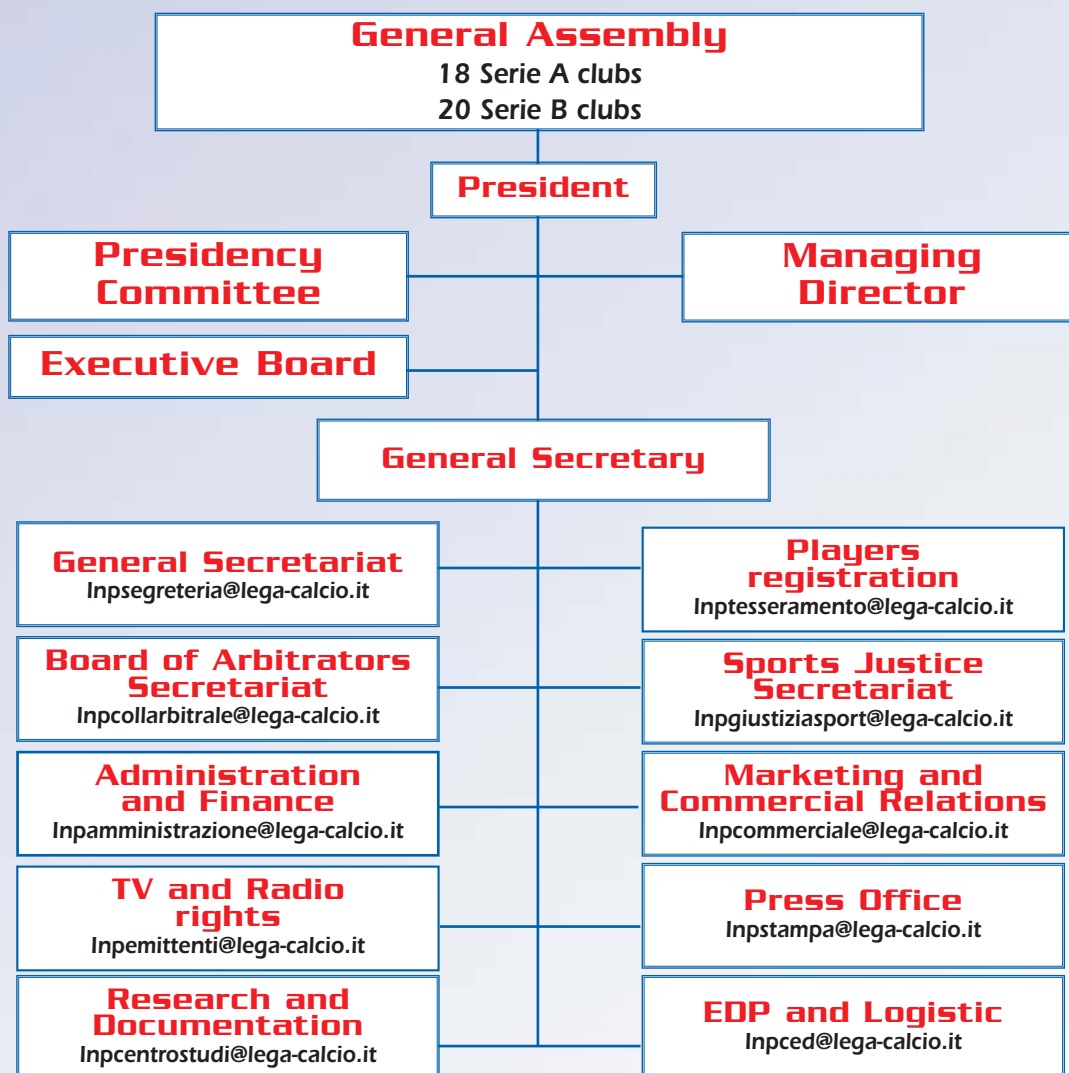
Types of programmes about Serie A



THE HISTORY OF LEGA CALCIO

- 1946** Lega Calcio was founded in Rapallo: Piero Pedroni is the first president
- 1950** Saverio Giulini is elected president of the League. For the first time a match of Serie A is broadcasted on TV
- 1953** Vicenza is the first club with a sponsor (Lanerossi Vicenza)
- 1955** First match of serie A broadcasted live on tv
- 1958** Giuseppe Pasquale is elected president. The new Statutes of the Federation set up three Leagues: Professional, Semi-professional, Amateur
- 1962** Giorgio Perlasca is elected president
- 1965** Aldo Stacchi is the fifth president of the League
- 1966** Foreign players are banned. Professional clubs become stock companies
- 1973** Franco Carraro becomes president
- 1976** Antonio Griffl becomes president but he resigns in ten months
- 1977** Franco Carraro nominated commissioner. He resigns in one year
- 1980** Renzo Righetti is elected president. Foreign players are allowed to play in Italy (one per club)
- 1981** Law 91 about professional sport. The increased competition among broadcasters leads to the enhance of the value of tv rights. Shirt sponsorship becomes legal
- 1982** Antonio Matarrese elected president. Two foreign players can be registered with each club
- 1988** Luciano Nizzola is the tenth president of the League. Teams competing in Serie A increase from 16 to 18 (4 clubs are relegated at the end of each season). Three foreign players can be registered with each club
- 1990** TV revenues of Serie A and Serie B and Italian Cup exceed 100 billion lire per year
- 1992** Each club can register as many EU players as it wants and 2 non EU players for Serie A but line up just 3 and 2 "assimilated"
- 1993** First match broadcasted on Pay-Tv
- 1995** Bosman law. Introduction of fixed numbers on jerseys and name of players on the back
- 1996** The clubs are free to use as many Eu players as they want. Besides they can register 3 non EU and 2 assimilated (all can be lined up). First match broadcasted on PPV. TV revenues of Serie A and Serie B and Italian Cup exceed 400 billion lire per year. Law 586, allowing the clubs to pay dividends and to be floated
- 1997** Franco Carraro becomes president. The clubs can register 5 non EU players but choosing for the line up just 3
- 1998** First Italian club listed on the Stock Exchange (Lazio). Betting is authorized by law
- 1999** Law 78, stating encoded TV rights belong to clubs. Antitrust Authority limits the collective negotiation of TV rights. TV revenues of Serie A, Serie B and Italian Cup reach 1.000 billion lire per year. Clubs agree on a new solidarity system
- 2000** New Statutes of the Federation. Roma goes public
- 2001** New Fifa Regulations on status and transfer of players. Juventus goes public

THE OPERATING STRUCTURE





www.atalanta.it



www.bolognafc.it



www.bresciacalcio.it



www.chievoverona.it



www.acfiorentina.it



www.inter.it



www.juventus.it



www.sslazio.it



www.uslecce.it



www.acmilan.com



www.acparma.it



www.perugiacalcio.it



www.piacenzacalcio.it



www.asromacalcio.it



www.toro.it



www.udinese.it



www.veneziacalcio.it



www.hellasverona.it



www.anconacalcio.it



www.asbari.it



www.cagliaricalcio.it



www.cittadellapadova.it



www.calciocomo1907.it



www.cosenzacalcio.com



www.fccrotone.it



www.empolicalcio.it



www.genoaafc.it



www.fcMESSINA.it



www.modenafc.net



www.calcionapoli.it



www.calciopalermo.it



www.acpistoiese.com



www.regginacalcio.it



www.salernitana.it



www.sampdoria.it



www.acsiena.com



www.ternanacalcio.com



www.vicenzacalcio.it